

N.B.I. Industrial Finance Co. Ltd.

21, Strand Road (Ground Floor), Kolkata – 700 001

Phone: 2230-9601(3 Lines), 2243-7725

Telefax: 033-2213-1650

Website: www.nbi-india.co.in

E-Mail: nbifinance@ymail.com

CIN: L65923WB1936PLC065596

10th October, 2017

To,
The Manager,
Listing Compliance Department,
National Stock Exchange of India Ltd.,
Exchange Plaza,
Bandra Kurla Complex, Bandra (East),
Mumbai – 400 051

Dear Sir/Madam,


Scrip Code:014019

Sub.: Shareholding Pattern under Regulation 31 of the Listing Regulations

Enclosed please find herewith the Shareholding Pattern for the 2nd Quarter ending 30th Septemebr, 2017 as per Regulation 31 of Securities and Exchange Board of India (Listing Obligations and Disclosure Requirements) Regulations, 2015, which please receive and acknowledge.

Thanking you,

Yours Faithfully
For N.B.I. Industrial Finance Co. Ltd.


(B.L. Gaggar)
Director
DIN: 00404123



Encl.: As stated

Format of holding of specified securities


1. Name of Listed Entity: N.B.I. INDUSTRIAL FINANCE CO. LTD. (CIN:L65923WB1936PLC065596)
2. Scrip Code 014019 Name of Scrip :- Class of Security Equity
3. Share Holding Pattern Filed under : Reg. 31(1)(a)/Reg. 31(1)(b)/Reg. 31(1)(c)
 - a. If under 31 (1)(b) then indicate the report for Quarter ending: 30/09/2017
 - b. If under 31(1)(c) then indicate date of allotment/extinguishment

4. Declaration : The Listed entity is required to submit the following declaration to the extent of submission of information:-

Particulars	Yes*	No*
1 Whether the Listed Entity has issued any partly paid up shares?		No
2 Whether the Listed Entity has issued any Convertible Securities or Warrants?		No
3 Whether the Listed Entity has any shares against which depository receipts are issued?		No
4 Whether the Listed Entity has any shares in Locked-in?		No
5 Whether any shares held by promoters are pledge or otherwise encumbered?		No

* If the Listed Entity selects the option 'No' for the questions above, the column for the partly paid up shares, Outstanding Convertible Securities/Warrants, depository receipts, locked-in shares, No of shares pledged or otherwise encumbered by promoters, as applicable, shall not be displayed at the time of dissemination on the Stock Exchange website. Also wherever there is 'No' declared by Listed Entity in above table the values will be considered as 'Zero' by default on submission of the format of holding of specified securities.

5. The tabular format for disclosure of holding of specified securities is as follows:-



N.B.I. INDUSTRIAL FINANCE CO. LTD.
Table I - Summary Statement holding of specified securities as on 30/09/2017


Category (I)	Category of shareholder (II)	Nos. of shareholders (III)	No. of fully paid up equity shares held (IV)	No. of Partly paid-up equity shares held (V)	No. of shares underlying Depository Receipts (VI)	Total nos. shares held (VII) = (IV) + (V) + (VI)	Shareholding as a % of total no. of shares (calculated as per SCRR, 1957) (VII)	Number of Voting Rights held in each class of securities (IX)			No of shares Underlying convertible securities (including Warrants) (X)	Shareholding as a % assuming full conversion of convertible securities (as a diluted share capital) (XI) = (VII) + (X) as a % of (A+B+C2)	Number of Locked in shares (XII)		Number of shares pledged or otherwise encumbered (XIII)		Number of equity shares held in dematerialized form (XIV)
								Class eq.x	Class eq.y	Total			No. (a)	As a % of total shares held (b)	No. (a)	As a % of total shares held (b)	
(A)	Promoter & Promoter group	7	737097	0	0	737097	60.0045	737097	0	60.0045	0	0.0000	0	0.0000	0	0.0000	737097
(B)	Public	5241	491306	0	0	491306	39.9955	491306	0	39.9955	0	0.0000	0	0.0000	NA	NA	287357
(C)	Non Promoter - Non Public														NA	NA	
(C1)	Shares underlying DRs						NA								NA	NA	
(C2)	Shares held by Employee Trusts														NA	NA	
	Total	5248	1228403	0	0	1228403	100.0000	1228403	0	100.0000	0	0.0000	0	0.0000			1024454



N.B.I. INDUSTRIAL FINANCE CO. LTD.
Table II - Statement Showing shareholding pattern of the Promoter and Promoter Group as on 30/09/2017


Category & Name of the Shareholders (I)	Nos. of shareholders (II)	PAN (II)	Nos. of fully paid up equity shares held (IV)	Partly paid-up equity shares held (V)	Nos. of shares underlying Depository Receipts (VI)	Total nos. shares held (VII) = (IV) + (V) + (VI)	Shareholding % calculated as per SCRR, 1957 As a % of (A+B+C2) (VII)/(A+B+C2) (VIII)	Number of Voting Rights held in each class of securities (IX)			No. of convertible securities (X)	Shareholding as a % assuming full conversion of convertible securities (as a percentage of diluted share capital) (XI) = (VII) + (X) As a % of (A+B+C2)	Number of Locked in shares (XII)	Number of shares pledged or otherwise encumbered (XIII)	Number of equity shares held in dematerialized form (XIV)
								Class	x	Class y					
(1) Indian Individuals/Hindu undivided Family	1		104100	0	0	104100	8.4744	104100	0	104000	8.4744	0	0	0	104100
(a) BENU GOPAL BANGUR Central Government/State Government(s)	1	ADRPB5687N	104100	0	0	104100	8.4744	104100	0	104100	8.4744	0	0	0	104100
(b) Financial Institutions/Banks															
(c) Any Other (specify)															
(d) Bodies Corporate	6		632997	0	0	632997	51.5301	632997	0	632997	51.5301	0	0	0	632997
SHREE CAPITAL SERVICES LTD.	1	AAGCS082D	236000	0	0	236000	19.2119	236000	0	236000	19.2119	0	0	0	236000
DIGVIJAY FINLEASE LTD	1	AAACD9988D	235739	0	0	235739	19.1907	235739	0	235739	19.1907	0	0	0	235739
THE DIDWANA INVESTMENT COMPANY LIMITED	1	AABCT1524C	65394	0	0	65394	5.3235	65394	0	65394	5.3235	0	0	0	65394
MANNAKISHNA INVESTMENTS PVT LTD	1	AACCM2323H	25000	0	0	25000	2.0352	25000	0	25000	2.0352	0	0	0	25000
WESTERN INDIA COMMERCIAL CO LTD	1	AAACW2354C	8625	0	0	8625	0.7021	8625	0	8625	0.7021	0	0	0	8625
ASISH CREATIONS PRIVATE LIMITED	1	AADCA3805D	62239	0	0	62239	5.0667	62239	0	62239	5.0667	0	0	0	62239
Sub Total	7		737097	0	0	737097	60.0045	737097	0	737097	60.0045	0	0	0	737097
(2) Foreign Individuals (Non-Resident Individuals/Foreign Individuals)															
(a) Government															
(b) Institutions															
(c) Foreign Portfolio Investor															
(d) Any Other (specify)															
(e) Sub Total	0		0	0	0	0	0.0000	0	0	0	0.0000	0	0	0	0
Total Shareholding of Promoter and Promoter Group (A)=(A1)+(A2)	7		737097	0	0	737097	60.0045	737097	0	737097	60.0045	0	0	0	737097





N.B.I. INDUSTRIAL FINANCE CO. LTD. Table III - Statement Showing shareholding pattern of the Public shareholder as on 30/09/2017	Category & Name of the Shareholders (I)	PAN (II)	Nos. of shareholders (III)	No. of fully paid up equity shares held (IV)	Partly paid up equity shares held (V)	Nos. of shares underlying Depository Receipts (VI)	Total nos. shares held (VII)=(IV)+(V)+(VI)	Shareholding % calculate as per SCRR, 1957) As a % of (A+B+C2) (VII) / (VIII)	Number of Voting Rights held in each class of securities (IX)			Shareholding as a % assuming full conversion of convertible securities (as a percentage of diluted share capital) (XI)=(VII)+(X) As a % of A+B+C2)	Number of Locked in shares (XII)	Number of shares pledged or otherwise encumbered (XIII)	Number of equity shares held in dematerialized form (XIV)	
									Class x	Class y	Total					
(1)	(a)	(b)	(c)	(d)	(e)	(f)	(g)	(h)	(i)	(j)	(k)	(l)	(m)	(n)	(o)	
(a)	Mutual Funds / UTI															
(b)	Venture Capital Funds															
(c)	Alternate Investment Funds															
(d)	Foreign Venture Capital Investors															
(e)	Foreign Portfolio Investors															
(f)	Financial Institutions / Banks		11	792	0	0	792	0.0645	0	792	0.0645	0	0.0000	NA	0	0
(g)	Insurance Companies															
(h)	Provident Funds / Pension Funds															
(i)	Any Other (specify)															
(2)	Sub Total		11	792	0	0	792	0.0645	0	792	0.0645	0	0.0000	NA	0	0
(3)	Central Government / State Government(s) / President of India		1	7	0	0	7	0.0006	0	7	0.0006	0	0.0000	NA	0	0
(a)	Non-Institutions															
(b)	Individuals															
(c)	i. Individual shareholders holding nominal share capital upto Rs.2 lakhs		5024	286163	0	0	286163	23.2955	0	286163	23.2955	0	0.0000	NA	89715	0
(d)	ii. Individual shareholders holding nominal share capital in excess of Rs.2 lakhs		1	41210	0	0	41210	3.3548	0	41210	3.3548	0	0.0000	NA	41210	0
(e)	MAHENDRA GIRDHARILAL	AAAPW1327L	1	41210	0	0	41210	3.3548	0	41210	3.3548	0	0.0000	NA	41210	0
(f)	NBFCs registered with RBI		1	10600	0	0	10600	0.8629	0	10600	0.8629	0	0.0000	NA	10600	0
(g)	Employee Trusts															
(h)	Overseas Depositories (holding DRs) (balancing figure)		189	152320	0	0	152320	12.3998	0	152320	12.3998	0	0.0000	NA	145618	0
(i)	Any Other (specify)															
(j)	Bodies Corporate		2	65950	0	0	65950	5.3688	0	65950	5.3688	0	0.0000	NA	65950	0
(k)	MAN-MADE FIBRES PVT. LTD	AAACM3042R														

N.B.I. INDUSTRIAL FINANCE CO. LTD. Table III - Statement Showing shareholding pattern of the Public shareholder as on 30/09/2017	Category & Name of the Shareholders (I)	Nos. of shareholders (III)	PAN (II)	No. of fully paid up equity shares held (IV)	Partly paid up equity shares held (V)	Nos. of shares underlying Depository Receipts (VI)	Total nos. shares held (VII)=(IV)+(V)+(VI)	Shareholding % calculated as per SCRR, 1957, As a % of (A+B+C2) (VIII)	Number of Voting Rights held in each class of securities (IX)			Shareholding as a % assuming full conversion of convertible securities (as a percentage of diluted share capital) (XI)=(VII)+(X) As a % of A+B+C2)	Number of Locked in shares (XII)		Number of shares pledged or otherwise encumbered (XIII)		
									No of Voting Rights		Total as a % of Total Voting rights (X)		No. (a)	As a % of total shares held (b)		No. shares held (a)	As a % of total shares held (b)
									Class x	Class y							
KEEN INVESTMENT AND LEASING LIMITED	AAACK7707M	2		33688	0	0	33688	2.7424	0	2.7424	0	0.0000	NA	33688			
Clearing Member		13		212	0	0	212	0.0173	0	0.0173	0	0.0000	NA	212			
Non Resident Individual		1		2	0	0	2	0.0002	0	0.0002	0	0.0000	NA	2			
Sub Total		5229		490507	0	0	490507	39.9305	0	39.9305	0	0.0000	NA	287357			
Total Public Shareholding (B)=(I)+(B)(2)+(B)(3)		5241		491306	0	0	491306	39.9955	0	39.9955	0	0.0000	NA	287357			



Category & Name of the Shareholders (I)	PAN (II)	No of shareholders (III)	No. of fully paid up equity shares held (IV)	Partly paid up equity shares held (V)	Nos. of underlying Depository Receipts (VI)	Total nos. shares held (VII)=(IV)+(V)+(VI)	Shareholding % calculated as per SCRR, 1957 As a % of (A+B+C2) (VIII)	Number of Voting Rights held in each class of securities (IX)			Total Shareholding as a % assuming full conversion of convertible securities (as a percentage of diluted share capital) (XI)=(VII)+(X) As a % of A+B+C2)	Number of Locked in shares (XII)	Number of shares pledged or otherwise encumbered (XIII)	Number of equity shares held in dematerialized form (XIV)
								No of Voting Rights	Class x	Class y				
(1) Custodian / DR Holder														
(2) Employee Benefit Trust (under SEBI (Share based Employee Benefit) Regulations, 2014)														
Total Non Promoter - Non Public Shareholding (C)=(I)+(C)(2)			0	0	0	0	0.0000	0	0	0	0	0.0000	NA	0

