

**N.B.I. Industrial Finance Co. Ltd.**

21, Strand Road (Ground Floor), Kolkata – 700 001

Phone: 2230-9601(3 Lines), 2243-7725

Telefax: 033-2213-1650

Website: [www.nbi-india.co.in](http://www.nbi-india.co.in)

E-Mail: [nbifinance@gmail.com](mailto:nbifinance@gmail.com)

CIN: L65923WB1936PLC065596

---

11<sup>th</sup> April, 2019

To,  
The Manager,  
Listing Compliance Department,  
National Stock Exchange of India Ltd.,  
Exchange Plaza,  
Bandra Kurla Complex, Bandra (East),  
Mumbai – 400 051

Dear Sir/Madam,

**NSE Symbol: NBIFIN**

**Scrip Code: 014019**


**Sub.: Shareholding Pattern under Regulation 31 of the Listing Regulations**

Enclosed please find herewith the Shareholding Pattern for the 4<sup>th</sup> Quarter ending 31<sup>st</sup> March, 2019 as per Regulation 31 of Securities and Exchange Board of India (Listing Obligations and Disclosure Requirements) Regulations, 2015, which please receive and acknowledge.

Thanking you,

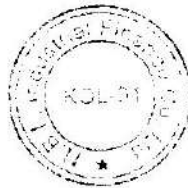
Yours Faithfully

**For N.B.I. Industrial Finance Co. Ltd.**

  
**(B.L. Gaggar)**

**Director**

**DIN: 00404123**



Encl.: As stated

Format of holding of specified securities

1. Name of Listed Entity: N.B.I. INDUSTRIAL FINANCE CO. LTD. (CIN:L65923WB1936PLC065596)
2. Scrip Code 014019 Name of Scrip :- Class of Security Equity
3. Share Holding Pattern Filed under : Reg. 31(1)(a)/Reg. 31(1)(b)/Reg. 31(1)(c)
  - a. if under 31 (1)(b) then indicate the report for Quarter ending. 31/03/2019
  - b. if under 31(1)(c) then indicate date of allotment/extinguishment

4. Declaration : The Listed entity is required to submit the following declaration to the extent of submission of information:-

Particulars	Yes*	No*
1 Whether the Listed Entity has issued any partly paid up shares?		No
2 Whether the Listed Entity has issued any Convertible Securities or Warrants?		No
3 Whether the Listed Entity has any shares against which depository receipts are issued?		No
4 Whether the Listed Entity has any shares in Locked-in?		No
5 Whether any shares held by promoters are pledge or otherwise encumbered?		No

\* if the Listed Entity selects the option 'No' for the questions above, the column for the partly paid up shares, Outstanding Convertible Securities/Warrants, depository receipts, locked-in shares, No of shares pledged or otherwise encumbered by promoters, as applicable, shall not be displayed at the time of dissemination on the Stock Exchange website. Also wherever there is 'No' declared by Listed Entity in above table the values will be considered as 'Zero' by default on submission of the format of holding of specified securities

5 The tabular format for disclosure of holding of specified securities is as follows:-


For N.B.I. Industrial Finance Co. Ltd.



NBFI INDUSTRIAL FINANCE CO LTD

Table 1 - Summary Statement holding of specified securities as on 31/03/2013

Category of Shareholder (i)	Nos of shareholdes (ii)	No of fully paid up equity shares held (iii)	No of partly paid up equity shares held (iv)	No of shares underlying Depository Receipts (vi)	Total nos shares held (v)+(vi)	Shareholding as a % of total no. of shares (calculated as per SCRR 1957) (viii) As a % of (A+B+C2)	Number of Voting Rights held in each class of securities (ix)		No of shares Underlying outstanding convertible securities (x)	Shareholding as a % assuming full conversion of securities (as a percentage of diluted share capital) (xi)=(v)+(x) As a % of (A+B+C2)	Number of Locked in shares (xii)		Number of shares pledged or otherwise encumbered (xiii)	Number of equity shares held in dematerialized form (xiv)
							Class (a) x No. of Shares (eg y)	Total			No. (a)	As a % of total shares held (b)		
(A) Promoter & Promoter group	12	1474204	0	0	1474204	60.0049	1474204	0	60.0049	0	0.0000	0	0.0000	1474204
(B) Public	5129	982602	0	0	982602	39.9951	982602	0	39.9951	0	0.0000	NA	NA	631250
(C) Non Promoter Non Public						NA						NA	NA	
(C1) Shares underlying DRs														
(C2) Shares held By Employee Trusts														
Total	64	2456806	0	0	2456806	100.0000	2456806	100.0000	100.0000	0	0	0	0	2105454

For Board Members 

Director

NBT INDUSTRIAL FINANCE CO LTD

Table II: Statement Showing the holding pattern of the Promoter and Promoter Group as on 31/03/2019

(U)	(II)	Category & Name of the Shareholders (I)	Nos. of shares (III)	No. of fully paid up equity shares held (IV)	Party paid up equity shares held (V)	Nos. of shares underlying Depository Receipts (VI)	Total nos. shares held (VII) = (IV) + (V) + (VI)	Shareholding as per SLRR (8% of A+B+C2) (VII)	Number of Voting Rights held in each class of securities (X)		No. of shares underlying convertible securities (XII)	Number of shares pledged or otherwise encumbered (XIII)	Number of equity shares held in dematerialized form (XIV)	
									Class (A)	Total				
(U)	(II)	Indian individuals/Hindu Undivided Family												
(U)	(II)	PRASHANT BANQUH* (Central Government/State Government(s))		208200	208200	0	208200	8.4744	0	208200	8.4744	0	0.0000	208200
(U)	(II)	Financial Institutions/Banks												
(U)	(II)	Any Other (Specify)												
(U)	(II)	Bodies Corporate		124604	124604	0	124604	51.5306	0	124604	51.5306	0	0.0000	124604
(U)	(II)	SHRI CAPITAL SERVICES LTD		472000	472000	0	472000	19.2119	0	472000	19.2119	0	0.0000	472000
(U)	(II)	DIGVIJAY FINLEASE LTD		471478	471478	0	471478	19.1907	0	471478	19.1907	0	0.0000	471478
(U)	(II)	THE DROMANA INVESTMENT COMPANY LIMITED		130789	130789	0	130789	5.3219	0	130789	5.3219	0	0.0000	130789
(U)	(II)	MANIKRISHNA INVESTMENTS PVT LTD		50000	50000	0	50000	2.0362	0	50000	2.0362	0	0.0000	50000
(U)	(II)	WESTERN INDIA (COMMERCIAL) CO LTD		17250	17250	0	17250	0.7021	0	17250	0.7021	0	0.0000	17250
(U)	(II)	ASHI CREATIONS PRIVATE LIMITED		124478	124478	0	124478	5.0997	0	124478	5.0997	0	0.0000	124478
(U)	(II)	THE VIKRATESH CO. LTD		10001	10001	0	10001	0.0001	0	10001	0.0001	0	0.0000	10001
(U)	(II)	REVA INVESTMENTS PVT LTD		2	2	0	2	0.0001	0	2	0.0001	0	0.0000	2
(U)	(II)	RAJESH VARJAK PVT LTD		2	2	0	2	0.0001	0	2	0.0001	0	0.0000	2
(U)	(II)	EDU INVESTMENTS PVT LTD		2	2	0	2	0.0001	0	2	0.0001	0	0.0000	2
(U)	(II)	RAGINI MARKET LIMITED		2	2	0	2	0.0001	0	2	0.0001	0	0.0000	2
(U)	(II)	Sub-Tota		147474	147474	0	147474	60.0045	0	147474	60.0045	0	0.0000	147474
(U)	(II)	Foreign Individuals (Non-Resident)												
(U)	(II)	Individuals (Foreign Nationals)												
(U)	(II)	Government												
(U)	(II)	Institutions												
(U)	(II)	Foreign Portfolio Investors												
(U)	(II)	Any Other (Specify)												
(U)	(II)	Sub-Tota		0	0	0	0	0.0000	0	0	0.0000	0	0.0000	0
(U)	(II)	Total (Total Holding of Promoter and Promoter Group)		147474	147474	0	147474	60.0045	0	147474	60.0045	0	0.0000	147474

Signature

Director

Category & Name of the Shareholders (I)	Nos. of shareholders (II)	No. of fully paid up equity shares held (IV)	Partly paid up equity shares held (V)	Nos. of shares underlying Depository Receipts (VI)	Total nos. shares held (VII) = (IV) + (V) + (VI)	Shareholding % calculate as per SCRR 1957 As a % of (A+B+C2) (VIII)	Number of Voting Rights held in each class of securities (IX)		Shareholding as a % assuming full conversion of convertible securities (as a percentage of diluted share capital) (X) = (VII) + (X)	As a % of total shares held (A+B+C2)	Number of Locked in shares (XII)	Number of shares pledged or otherwise encumbered (XIII)	As a % of total of equity shares held in demat form (XIV)
							Class x	Class y					
(1) PAN (II)													
(a) Mutual Funds - (UTI)													
(b) Venture Capital Funds													
(c) Alternative Investment Funds													
(d) Foreign Venture Capital Investors													
(e) Foreign Portfolio Investors	1	38571	0	0	38571	1.5700	0	1.5700	0	0.0000	0	38571	0
METRICA ASIA EVENT DRIVEN MASTER FUND	1	38571	0	0	38571	1.5700	0	1.5700	0	0.0000	0	38571	0
(f) Financial Institutions (Banks)	11	1584	0	0	1584	0.0645	0	0.0645	0	0.0000	0	0	0
(g) Insurance Companies													
(h) Provident Funds / Pension Funds													
(i) Any Other Category													
Sub-Total	12	40155	0	0	40155	1.6344	0	1.6344	0	0.0000	0	38571	0
Central Government / State Government(s) - President of India	1	14	0	0	14	0.0006	0	0.0006	0	0.0000	0	0	0
(2) Non Institutions													
(a) Individuals													
(i) Individual shareholders holding minimal share capital upto Rs.2 lakhs	5114	514313	0	0	514313	20.9342	0	20.9342	0	0.0000	0	173403	0
(ii) Individual shareholders holding minimal share capital in excess of Rs.2 Lakhs	1	82346	0	0	82346	3.3518	0	3.3518	0	0.0000	0	82346	0
(iii) MAHARAJA GURU BHANUJI	1	82346	0	0	82346	3.3518	0	3.3518	0	0.0000	0	82346	0
(iv) Mutual Funds (with IIF)	1	23200	0	0	23200	0.9429	0	0.9429	0	0.0000	0	23200	0
(c) Employee Trusts													
(d) Employee Share Schemes (including FRS) (Banking figure)													
(e) Any Other category													
Sub-Total	174	322884	0	0	322884	13.1424	0	13.1424	0	0.0000	0	173403	0

NBT INDUSTRIAL FINANCE CO LTD

Table III - Statement showing Shareholding position of the Public Shareholder as on 31/03/2019

Category & Name of the Shareholders (I)	PAN (II)	Nos of Shareholders (II)	No of fully paid up equity shares held (IV)	No of partly paid up equity shares held (V)	Nos of shares underlying Depository Receipts (VI)	Total nos. shares held (VII) = (IV) + (V) + (VI)	Shareholding % calculated as per SCRR 1957 As a % of (A+B+C2) (VIII)	Number of Voting Rights held in each class of securities (IX)			No of shares underlying convertible securities (X)	Total as a % of Total Voting rights (XI) = (X) + (VIII)	Shareholding as a % assuming full conversion of diluted share capital (XII) = (VII) + (X) As a % of (A+B+C2)	Number of Locked in shares (XIII)	Number of shares pledged or otherwise encumbered (XIII)
								Class x	Class y	Total					
MAN MADHUBHAI PVT LTD	AAACM3042R	1	131900	0	0	131900	5.3688	131900	0	5.3688	0	0.0000	0	131900	
KI IN INVESTMENT AND	AAACK7707M	1	103376	0	0	103376	4.2077	103376	0	4.2077	0	0.0000	0	103376	
LEASING LIMITED	AAACH5036L	1	31000	0	0	31000	1.2618	31000	0	1.2618	0	0.0000	0	31000	
RE SHAMERE SHA PVT LTD		16	1331	0	0	1331	0.0542	1331	0	0.0542	0	0.0000	0	1331	
Company Member		10	359	0	0	359	0.0146	359	0	0.0146	0	0.0000	0	359	
Non Resident Individual		5516	942433	0	0	942433	38.3601	942433	0	38.3601	0	0.0000	0	562679	
Sub Total		5529	992602	0	0	992602	39.9951	992602	0	39.9951	0	0.0000	0	631250	
Total Public Shareholding (I) - (B) + (D) (2) + (8)(X)						992602	39.9951	992602	0	39.9951	0	0.0000	0	631250	

Director

N.B.L. INDUSTRIAL FINANCE CO. LTD.  
 Table IV - Statement Showing shareholding pattern of the Non-Public shareholder as on 31/03/2019

Category & Name of the Shareholders (1)	PAN (2)	No of fully paid up equity shares held (IV)	Partly paid up equity shares held (V)	Nos. of underlying Depository Receipts (VI)	Total nos. shares held (VII)=(IV)+(V)+(VI)	Shareholding % calculated as per SCRR 1957 (As a % of (A+B+C2)	Number of Voting Rights held in each class of securities (IX)			Total Shareholding as a % assuming full conversion of convertible securities (as a percentage of diluted share capital) (XI)=(VII)+(X)	Number of Locked in Shares (XII)	Number of shares pledged or otherwise encumbered (XIII)
							No of Voting rights	Class x	Class y			
(1) Employee Benefit Trust (under SFBI (Share based Employee Benefit) Regulations, 2014)		0	0	0	0	0.0000	0	0	0	0.0000	0	NA
(2) Total Non Promoter Non Public Shareholding (C)=(1)+(2)(2)		0	0	0	0	0.0000	0	0	0	0.0000	0	NA

For N.B.L. Industrial Finance Co. Ltd.



Director

**N.B.I. INDUSTRIAL FINANCE CO. LTD.**

Distribution Schedule as on 31/03/2019

Share Holding	No of Holders	% age	No of Shares	% age
Upto 50	4116	74.2826	63033	2.5656
51 to 100	452	8.1574	33531	1.3648
101 to 150	181	3.2666	22089	0.8991
151 to 250	397	7.1648	79462	3.2344
251 to 500	207	3.7358	77877	3.1698
501 to 5000	166	2.9958	203511	8.2836
Above 5000	22	0.3970	1977303	80.4827
Grand Total	5541	100.0000	2456806	100.0000

Distribution Schedule as on 31/03/2019

Share Holding	No of Holders	% age	No of Shares	% age
Upto 500	5353	96.6071	275992	11.2336
501 to 1000	107	1.9311	82055	3.3399
1001 to 2000	37	0.6677	51044	2.0777
2001 to 3000	12	0.2166	28322	1.1526
3001 to 4000	4	0.0722	14480	0.5894
4001 to 5000	6	0.1083	27610	1.1236
5001 to 10000	6	0.1083	40293	1.6401
Above 10000	16	0.2888	1937010	78.8426
Grand Total	5541	100.0000	2456806	100.0000

Distribution Schedule as on 31/03/2019

Notional Value of (Rs )	No of Holders	% age	Amount (Rs )	% age
Upto 5000	5460	98.5382	1790235	14.5737
5001 to 10000	37	0.6677	255220	2.0777
10001 to 20000	16	0.2888	214010	1.7422
20001 to 30000	9	0.1624	222445	1.8108
30001 to 40000	2	0.0361	77000	0.6268
40001 to 50000	1	0.0180	40070	0.3262
50001 to 100000	3	0.0541	238995	1.9456
Above 100000	13	0.2346	9446055	76.8970
Grand Total	5541	100.0000	12284030	100.0000

For N.B.I. Industrial Finance Co. Ltd.



Director