

N.B.I. Industrial Finance Co. Ltd.

21, Strand Road (Ground Floor), Kolkata – 700 001

Phone: 2230-9601(3 Lines), 2243-7725

Telefax: 033-2213-1650

Website: www.nbi-india.co.in

E-Mail: nbifinance@ymail.com

CIN: L65923WB1936PLC065596

10th January, 2017

To,

The Manager,

Listing Compliance Department,

National Stock Exchange of India Ltd.,

Exchange Plaza,

Bandra Kurla Complex, Bandra (East),

Mumbai – 400 051

Dear Sir/Madam,


Sub: Compliance under Regulation 13(3) of SEBI (Listing Obligations and disclosure Requirements) Regulations, 2015 – Statement of Investor Complaints

With reference to the captioned subject, please take on record the below mentioned details with respect to investor complaints for the quarter ended 31st December, 2016:

Sr.No.	Particulars	No. of Investor Complaints
1	Investor Complaints pending at the beginning of the quarter	NIL
2	Investor Complaints received during the quarter	1
3	Investor Complaints disposed of during the quarter	1
4	Investor Complaints remaining unresolved at the end of the quarter	NIL

Thanking You,

For N.B.I. Industrial Finance Co. Ltd.



(Bankat Lal Gaggar)

Director

DIN: 00404123

Format of holding of specified securities

1. Name of Listed Entity: N.B.I. INDUSTRIAL FINANCE CO. LTD. (CIN:L65923WB1936PLC065596)
2. Scrip Code 014019 Name of Scrip -,- Class of Security Equity
3. Share Holding Pattern Filed under : Reg. 31(1)(a)/Reg. 31(1)(b)/Reg. 31(1)(c)
 - a. If under 31 (1)(b) then indicate the report for Quarter ending: 31/12/2016
 - b. If under 31(1)(c) then indicate date of allotment/extinguishment


4. **Declaration** : The Listed entity is required to submit the following declaration to the extent of submission of information:-

	Particulars	Yes*	No*
1	Whether the Listed Entity has issued any partly paid up shares?		No
2	Whether the Listed Entity has issued any Convertible Securities or Warrants?		No
3	Whether the Listed Entity has any shares against which depository receipts are issued?		No
4	Whether the Listed Entity has any shares in Locked-in?		No
5	Whether any shares held by promoters are pledge or otherwise encumbered?		No

* If the Listed Entity selects the option 'No' for the questions above, the column for the partly paid up shares, Outstanding Convertible Securities/Warrants, depository receipts, locked-in shares, No of shares pledged or otherwise encumbered by promoters, as applicable, shall not be displayed at the time of dissemination on the Stock Exchange website. Also wherever there is 'No' declared by Listed Entity in above table the values will be considered as 'Zero' by default on submission of the format of holding of specified securities.

5. The tabular format for disclosure of holding of specified securities is as follows:-

For N.B.I. Industrial Finance Co. Ltd.



N.B.I. INDUSTRIAL FINANCE CO. LTD.

Table 1 - Summary Statement holding of specified securities as on 31/12/2016.

Category (I)	Category of shareholder (II)	Nos of shares (III)	No. of fully paid up equity shares held (IV)	No. of Partly paid-up equity shares held (V)	No. of shares underlying Depository Receipts (VI)	Total nos shares held (VII) = (IV) + (V) + (VI)	Shareholding as a % of total no. of shares (calculated as per SCRR, 1957) (VIII) As a % of (A+B+C2)	Number of Voting Rights held in each class of securities (IX)			No of Underlying securities outstanding convertible securities (including Warrants) (X)	Shareholding as a % assuming full conversion of securities (as a percentage of diluted share capital) (XI) = (VII) + (X) As a % of (A+B+C2)	Number of Locked in shares (XII)		Number of shares pledged or otherwise encumbered (XIII)		Number of equity shares held in dematerialized form (XIV)
								Class eg x	No of Voting Rights	Total			As a % of total shares held (b)	No. (a)	As a % of total shares held (b)	No. (a)	
(A)	Promoter & Promoter group	7	737097	0	0	737097	60.0045	737097	0	60.0045	0	0.0000	0	0.0000	0	0.0000	737097
(B)	Public	4971	491306	0	0	491306	39.9955	491306	0	39.9955	0	0.0000	0	0.0000	NA	NA	239560
(C)	Non Promoter - Non Public														NA	NA	
(C1)	Shares underlying DRs						NA								NA	NA	
(C2)	Shares held by Employee Trusts														NA	NA	
	Total	4978	1228403	0	0	1228403	100.0000	1228403	0	100.0000	0	0.0000	0	0.0000			976657

For N.B.I. Industrial Finance Co. Ltd.




Director

Table II - Statement Showing shareholding pattern of the Promoter and Promoter Group as on 31/12/2016

(1)	Category & Name of the Shareholders (i)	PAN (ii)	Nos. of sharehold-ers (iii)	No. of fully paid up equity shares held (iv)	Partly paid up equity shares held (v)	Nos. of shares underlying Depository Receipts (vi)	Total nos. shares held (vii)=(iv)+(v)+(vi)	Number of Voting Rights held in each class of securities (viii)			Total as a % of Total Voting rights (xi)	Sharehold-ing % calculated as per SCRR, 1957) As a % of (A+B+C2) (viii)	No of shares Underlying outstanding convertible securities (including Warrants) (x)	Sharehold-ing % assuming full conversion of convertible securities (as a percentage of diluted share capital) (xi)=(vii)+(x) As a % of A+B+C2)	Number of Locked-in shares (xii)		Number of shares pledged or otherwise encumbered (xiii)		Number of equity shares held in dematerialized form (xiv)
								Class x	Class y	Total					No. (a)	As a % of total shares held (b)	No. (a)	As a % of total shares held (b)	
(1)	Indian Individuals/Hindu undivided Family																		
(a)	BENU GOPAL BANGUR Central Government/State Government(s)	ADRPB5687N	1	104100	0	0	104100	8.4744	104100	0	104100	8.4744	0	8.4744	0	0.0000	0	0.0000	104100
(b)																			
(d)	Any Other (specify)																		
	Bodies Corporate		6	632997	0	0	632997	51.5301	632997	0	632997	51.5301	0	51.5301	0	0.0000	0	0.0000	632997
	SHREE CAPITAL SERVICES LTD	AAGCS5082D	1	236000	0	0	236000	19.2119	236000	0	236000	19.2119	0	19.2119	0	0.0000	0	0.0000	236000
	DIGVIJAY FINLEASE LTD	AAACD6998D	1	235739	0	0	235739	19.1907	235739	0	235739	19.1907	0	19.1907	0	0.0000	0	0.0000	235739
	THE DIDWANA INVESTMENT COMPANY LIMITED	AABCT1524C	1	65394	0	0	65394	5.3235	65394	0	65394	5.3235	0	5.3235	0	0.0000	0	0.0000	65394
	MANNAKRISHNA INVESTMENTS PVT LTD	AACCM2323H	1	25000	0	0	25000	2.0352	25000	0	25000	2.0352	0	2.0352	0	0.0000	0	0.0000	25000
	WESTERN INDIA COMMERCIAL CO LTD	AAACW2354C	1	8625	0	0	8625	0.7021	8625	0	8625	0.7021	0	0.7021	0	0.0000	0	0.0000	8625
	ASISH CREATIONS PRIVATE LIMITED	AADCA3805D	1	62239	0	0	62239	5.0667	62239	0	62239	5.0667	0	5.0667	0	0.0000	0	0.0000	62239
	Sub Total		7	737097	0	0	737097	60.0045	737097	0	737097	60.0045	0	60.0045	0	0.0000	0	0.0000	737097
(2)	Foreign Individuals (Non-Resident Individuals/Foreign Individuals)																		
(a)																			
(b)	Government																		
(c)	Institutions																		
(d)	Foreign Portfolio Investor																		
(e)	Any Other (specify)																		
	Sub Total		0	0	0	0	0	0.0000	0	0	0	0.0000	0	0.0000	0	0.0000	0	0.0000	0
	Total Shareholding of Promoter and Promoter Group (A)=(A)(1)+(A)(2)		7	737097	0	0	737097	60.0045	737097	0	737097	60.0045	0	60.0045	0	0.0000	0	0.0000	737097

For N.B.I. Industrial Finance Co. Ltd.



Director

Category & Name of the Shareholders (I)	Nos. of shareholders (III)	No. of fully paid up equity shares held (IV)	Partly paid-up equity shares held (V)	Nos. of shares underlying Depository Receipts (VI)	Total nos. shares held (VII) = (IV) + (V) + (VI)	Shareholding % calculated as per SCRR, 1957, as a % of (A+B+C2) (VIII)	Number of Voting Rights held in each class of securities (IX)			Shareholding as a % assuming full conversion of convertible securities as a percentage of diluted share capital (XI) = (VII) + (X) (As a % of (A+B+C2))	Number of Locked in shares (XII)	Number of shares pledged or otherwise encumbered (XIII)	Number of equity shares held in dematerialized form (XIV)
							No of Voting Rights	Total Class x	Total Class y				
(1) (a) Institutions Mutual Funds / UTI													
(b) Venture Capital Funds													
(c) Alternate Investment Funds													
(d) Foreign Venture Capital Investors													
(e) Foreign Portfolio Investors													
(f) Financial Institutions / Banks	11	792	0	0	792	0.0645	792	0	0.0645	0	0.0000	NA	0
(g) Insurance Companies													
(h) Provident Funds / Pension Funds													
(i) Any Other (specify)													
Sub Total	11	792	0	0	792	0.0645	792	0	0.0645	0	0.0000	NA	0
(2) Central Government / State Government(s) / President of India	1	7	0	0	7	0.0006	7	0	0.0006	0	0.0000	NA	0
(3) Non-Institutions (a) Individuals													
i. Individual shareholders holding nominal share capital upto Rs.2 lakhs	4799	283848	0	0	283848	23.1071	283848	0	23.1071	0	0.0000	NA	58767
ii. Individual shareholders holding nominal share capital in excess of Rs.2 lakhs	1	44630	0	0	44630	3.6332	44630	0	3.6332	0	0.0000	NA	44630
MAHENDRA GIRDHARILAL	1	44630	0	0	44630	3.6332	44630	0	3.6332	0	0.0000	NA	44630
(b) NBF Cs registered with RBI													
(c) Employee Trusts													
(d) Overseas Depositories (holding DRs) (balancing figure)													
(e) Any Other (specify)													
Bodies Corporate	157	161925	0	0	161925	13.1817	161925	0	13.1817	0	0.0000	NA	138059
MAN-MADE FIBRES PVT. LTD	3	65950	0	0	65950	5.3688	65950	0	5.3688	0	0.0000	NA	60950

Director

N.B.I. INDUSTRIAL FINANCE CO. LTD.															
Table III - Statement Showing shareholding pattern of the Public shareholder as on 31/12/2016															
Category & Name of the Shareholders (I)	PAN (II)	Nos of shareholder (III)	No. of fully paid up equity shares held (IV)	Partly paid up equity shares held (V)	Nos. of shares underlying Depository Receipts (VI)	Total nos. shares held (VII)=(IV)+(V)+(VI)	Shareholding % calculate as per SCRR, 1957) As a % of (A+B+C2) (VII)	Number of Voting Rights held in each class of securities (IX)			Shareholding as a % assuming full conversion of convertible securities (as percentage of diluted share capital) (XI)=(VII)+(X)		Number of Locked in shares (XII)	Number of shares pledged or otherwise encumbered (XIII)	Number of equity shares held in dematerialized form (XIV)
								No of Voting Rights	Class x	Class y	Total	No of shares outstanding convertible securities (including Warrants) (X)			
KEEN INVESTMENT AND LEASING LIMITED	AAACK7707M	1	51688	0	0	51688	4.2077	51688	0	0	0	0	0.0000	NA	51688
RESHAM RESHA PVT. LTD	AAACR5056L	1	15500	0	0	15500	1.2618	15500	0	0	0	0	0.0000	NA	15500
Clearing Member		2	104	0	0	104	0.0085	104	0	0	0	0	0.0000	NA	104
Sub Total		4971	490507	0	0	490507	39.9305	490507	0	0	0	0	0.0000	NA	239550
Total Public Shareholding (B)=(B1)+(B2)+(B3)		4971	491306	0	0	491306	39.9955	491306	0	0	0	0	0.0000	NA	239550


N.B.I. INDUSTRIAL FINANCE CO. LTD.

 Director

Table IV - Statement Showing shareholding pattern of the Non Promoter - Non Public shareholder as on 31/12/2016

Category & Name of the Shareholders (1) Custodian / DR Holder	No. of shareholders (III)	No. of fully paid up equity shares held (IV)	Partly paid up equity shares held (V)	Nos. of underlying Depository Receipts (VI)	Total nos. shares held (VII)=(IV)+(V)+(VI)	Shareholding % calculated as per SCRR, 1957) As a % of (A+B+C2) (VIII)	Number of Voting Rights held in each class of securities (IX)		Total Shareholding as a % assuming full conversion of convertible securities (as a percentage of diluted share capital) (XI)=(VII)+(X) As a % of (A+B+C2)	Number of Locked in shares (XI)	Number of shares pledged or otherwise encumbered (XIII)
							No of Voting Rights	Total as a % of Total Voting rights (X)			
(1)							0	0	0	0	0
(2)	Employee Benefit Trust (under SEBI (Share based Employee Benefit) Regulations, 2014)						0	0	0	0	0
Total Non Promoter - Non Public Shareholding (C)=(1)+(2)											
							0	0	0	0	0

For NBI Industrial Finance Co. Ltd



Director

N.B.I. INDUSTRIAL FINANCE CO. LTD.

Distribution Schedule as on 31/12/2016

Share Holding	No of Holders	% age	No of Shares	% age
Upto 50	3909	78.5255	42452	3.4559
51 to 100	564	11.3299	49116	3.9984
101 to 150	116	2.3303	14433	1.1749
151 to 250	178	3.5757	35609	2.8988
251 to 500	132	2.6517	50609	4.1199
501 to 5000	64	1.2857	103719	8.4434
Above 5000	15	0.3013	932465	75.9087
Grand Total	4978	100.0000	1228403	100.0000

Distribution Schedule as on 31/12/2016

Share Holding	No of Holders	% age	No of Shares	% age
Upto 500	4899	98.4130	192219	15.6479
501 to 1000	30	0.6027	21995	1.7905
1001 to 2000	14	0.2812	18460	1.5028
2001 to 3000	12	0.2411	29930	2.4365
3001 to 4000	5	0.1004	18334	1.4925
4001 to 5000	3	0.6030	15000	1.2211
5001 to 10000	4	0.0804	26125	2.1267
Above 10000	11	0.2210	906340	73.7820
Grand Total	4978	100.0000	1228403	100.0000

Distribution Schedule as on 31/12/2016

Notional Value of (Rs.)	No of Holders	% age	Amount (Rs.)	% age
Upto 5000	4899	98.4130	1922190	15.6479
5001 to 10000	30	0.6027	219950	1.8741
10001 to 20000	14	0.2812	184600	1.3060
20001 to 30000	12	0.2411	299300	2.6312
30001 to 40000	5	0.1004	183340	1.4925
40001 to 50000	3	0.6030	150000	0.4070
50001 to 100000	4	0.0804	261250	2.3140
Above 100000	11	0.2210	9063400	74.2301
Grand Total	4975	100.0000	12284030	100.0000

For N.B.I. In Industrial Finance Co. Ltd.



Director